

Direct Drive Lock stitch machine






Shanme | Quality 100%

PREMIUM DESIGN, USER FRIENDLY VISION.



S1

MADE WITH 100% QUALITY FOR EXCELLENT PERFORMANCE.

 Version	Needle	 Thread	 Stitch Length	 Height (mm)	 (S. p.m)
S1	DB x 1 11-18#	2	5	5-13	5000
S1-ML	DB x 1 11-18#	2	7	5-13	4000
S1-H	DP x 5 18-21#	2	5	5-13	3500
S1-HL	DP x 5 18-21#	2	7	5-13	3500

www.shanmesewingmachine.com